



Port Malabar Rifle & Pistol Club - IDPA
Stage 1 - A WALK WITH THE GANG



Course Designer: Rich Petrone

SCENARIO: Your walking home when gang members demand money. You draw your gun and defend yourself while retreating to safety.

GUN READY CONDITION: Loaded to division capacity and holstered.

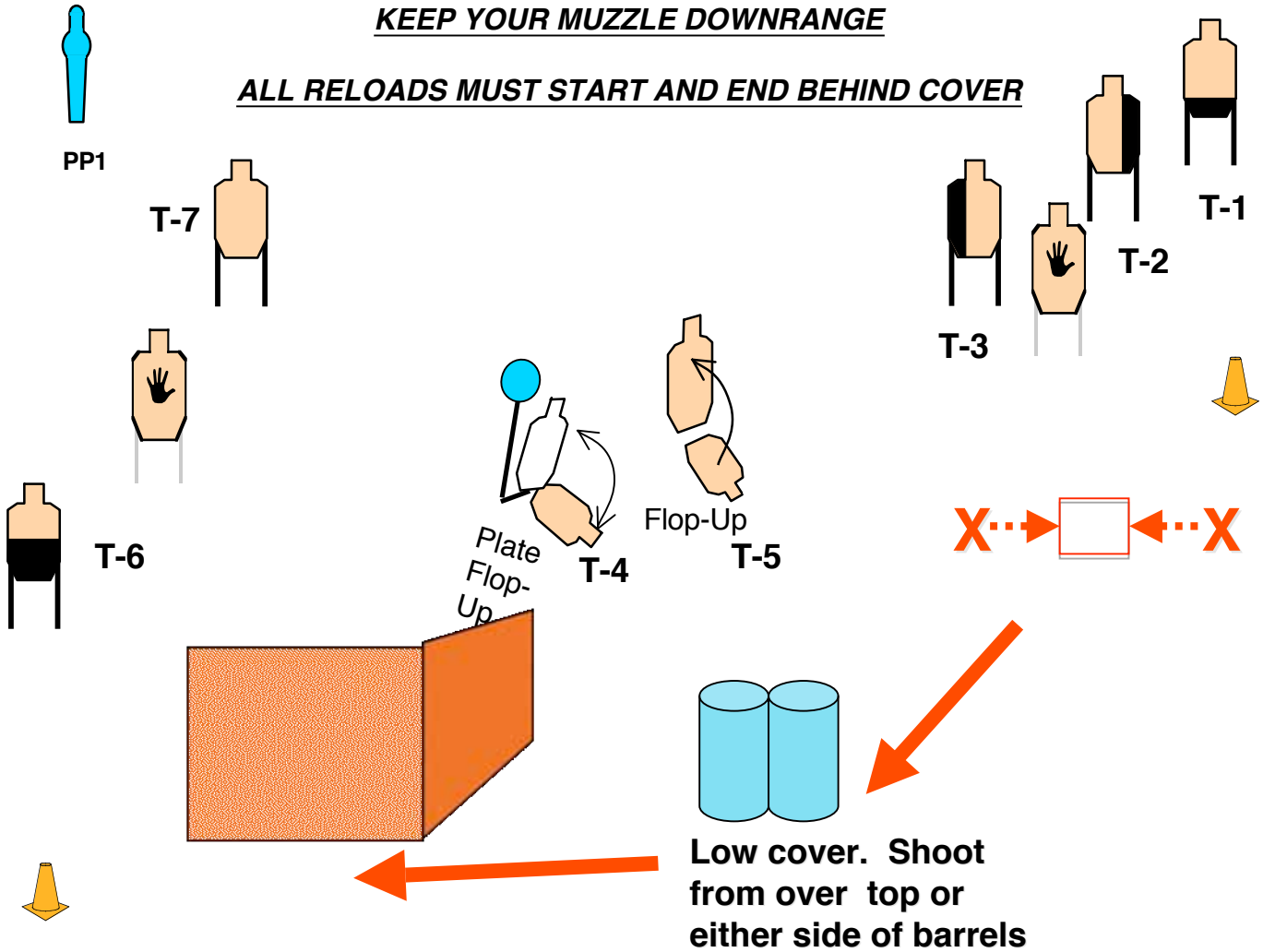
STRINGS: 1
SCORING: 16 Rounds, Vickers
TARGETS: 7 threat, 2 non-threat, 2 Steel
SCORED HITS: Best 2 per paper,
START-STOP: Audible - Last shot
RULES: Current IDPA Rulebook
CONCEALMENT: Required

STAGE PROCEDURE: Start from either "X". When the shooter is ready, he/she will begin walking parallel to berm toward the center. The SO will sound the buzzer when the shooter reaches the designated shooting box. At the buzzer, engage T1 – 3 in any order while retreating (shots on the move) to barrels. Using barrels as low cover (one knee on ground) engage Plate 1 which activates T-4 and T-5. Move to wall and engage remaining targets from either side.

There is no failure to neutralize on disappearing T-5.

KEEP YOUR MUZZLE DOWNRANGE

ALL RELOADS MUST START AND END BEHIND COVER





Port Malabar Rifle & Pistol Club – IDPA
Stage 2 - I Found a Still!
 Course Designer: David Lopez



SCENARIO: You are sipping some fine moonshine from a still you stumbled across during a walk in the woods when you are discovered by the owners.

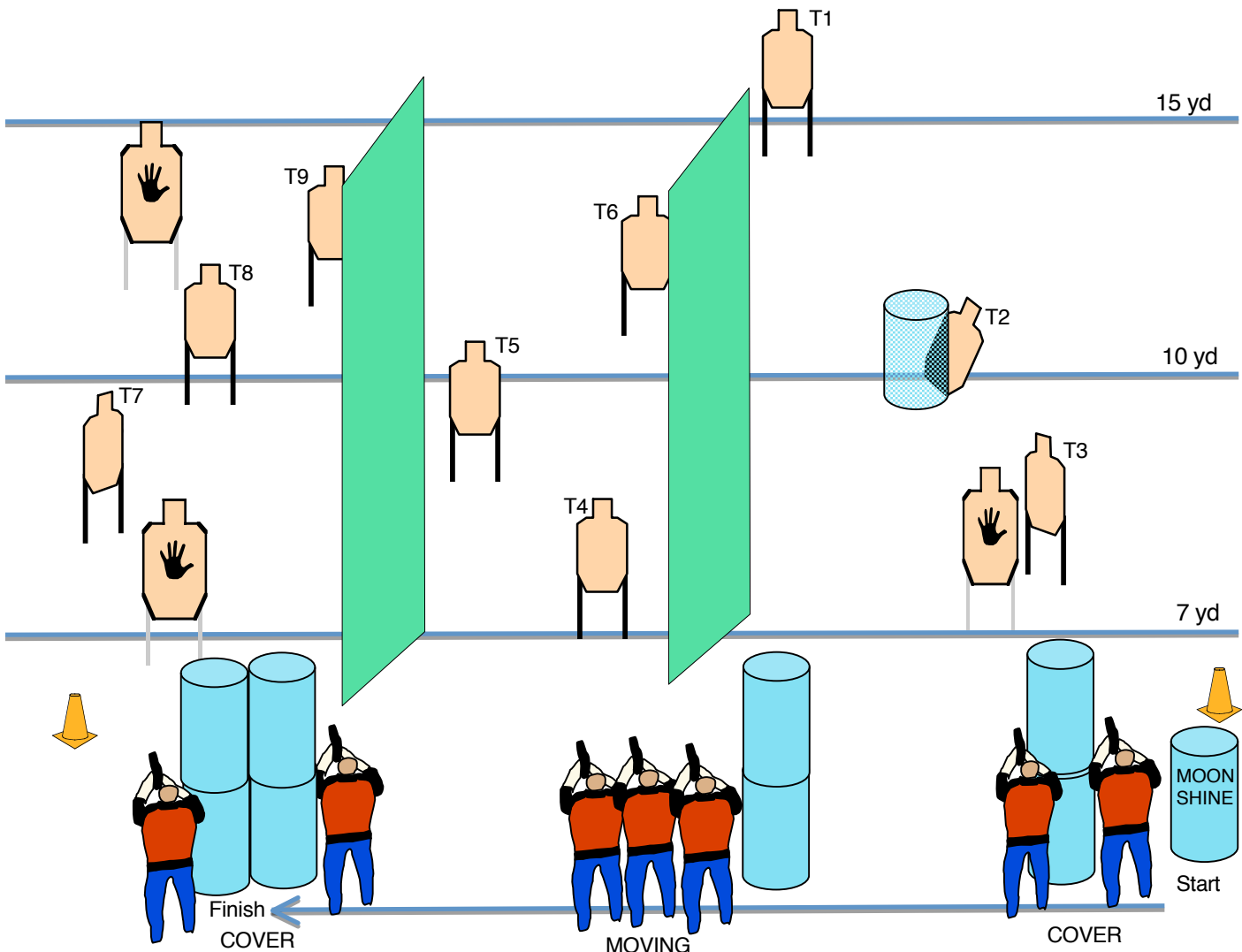
GUN READY CONDITION: Holstered, loaded to division capacity.

STRINGS: 1
SCORING: 18 rounds min, Vickers
TARGETS: 9 threat, 4 non threat, 0 Steel
SCORED HITS: Best 2 per paper
START-STOP: Audible - Last shot
RULES: Current IDPA Rulebook
COVER GARMENT: Required

STAGE PROCEDURE: Start with cup in strong hand with one knee on ground. At the signal, move to cover and engage T1,T2&T3 then move across to next cover (barrels) engaging available targets on the move. Finish stage from cover.

ALL RELOADS MUST BEGIN AND END BEHIND COVER

WALLS ARE ONLY VISION BARRIER. USE BARRELS AS COVER.



Bay 3



Port Malabar Rifle & Pistol Club – IDPA
STAGE 3 - Arriving Home
 Course Designer: Randall Milan-Williams



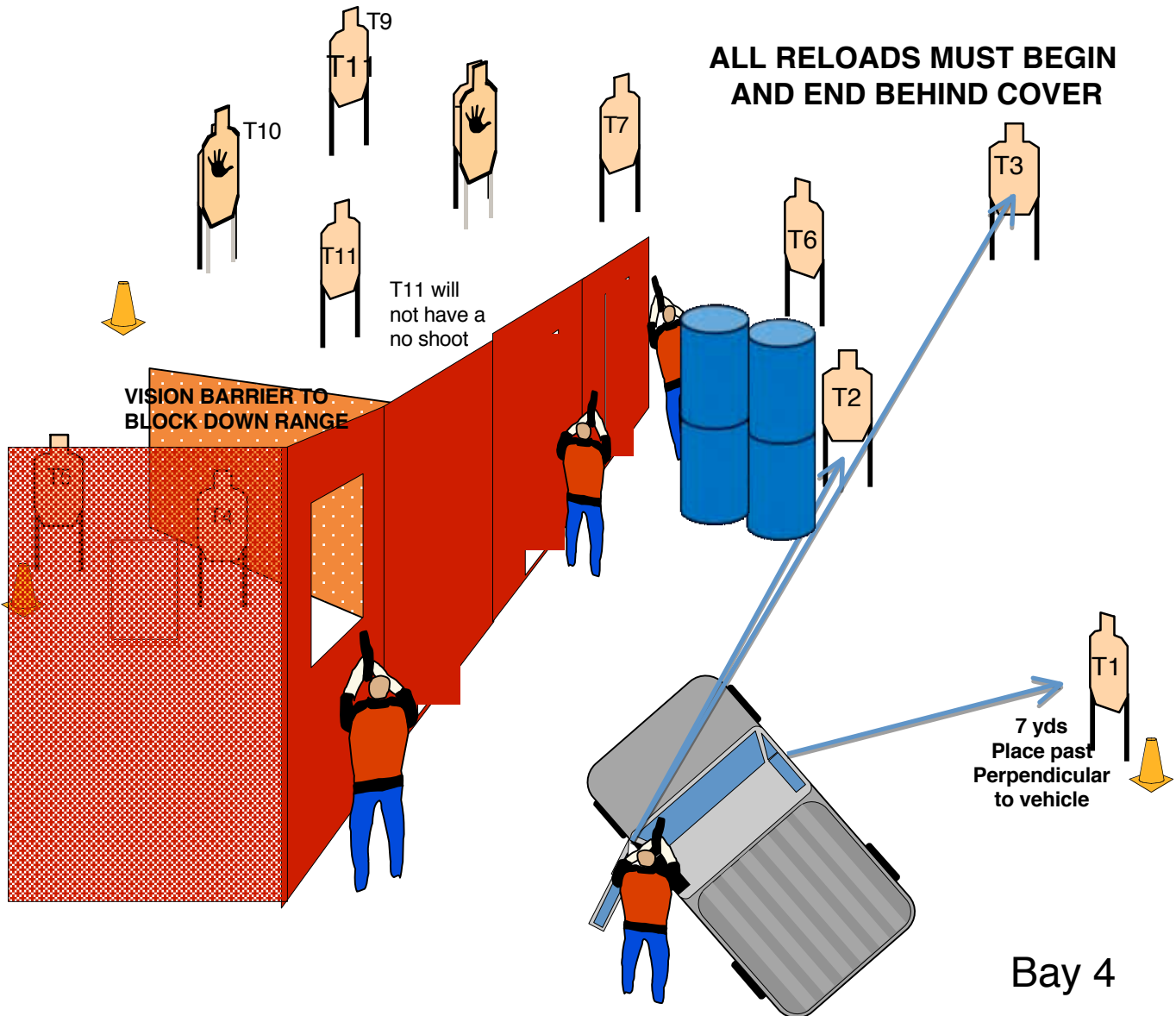
SCENARIO: Arriving Home – Assessment. Upon arriving home you witness several threats in the yard and presumably in the home.

GUN READY CONDITION: Empty chamber with division capacity magazine in gun. Gun in glove box.

STRINGS: 1
SCORING: 18 rounds min, Vickers
TARGETS: 9 threat, 3 non threat, 0 Steel
SCORED HITS: Best 2 per paper
START-STOP: Audible - Last shot
RULES: Current IDPA Rulebook
COVER GARMENT: NOT Required

STAGE PROCEDURE: Seated inside truck as driver with hands on wheel at 2 & 10. Engage T1 through right window. Engage T2 & T3 using vehicle as cover, T4 – T5 from cover and T6 can be engaged on the move. Engage remaining targets from cover.

NOTE: T-7 through T-10 will have non-threat s relocated just prior to each shooter beginning the stage.





Port Malabar Rifle & Pistol Club - IDPA

Stage 4 TGISUNDAY

Course Designer: Andy Zavalla



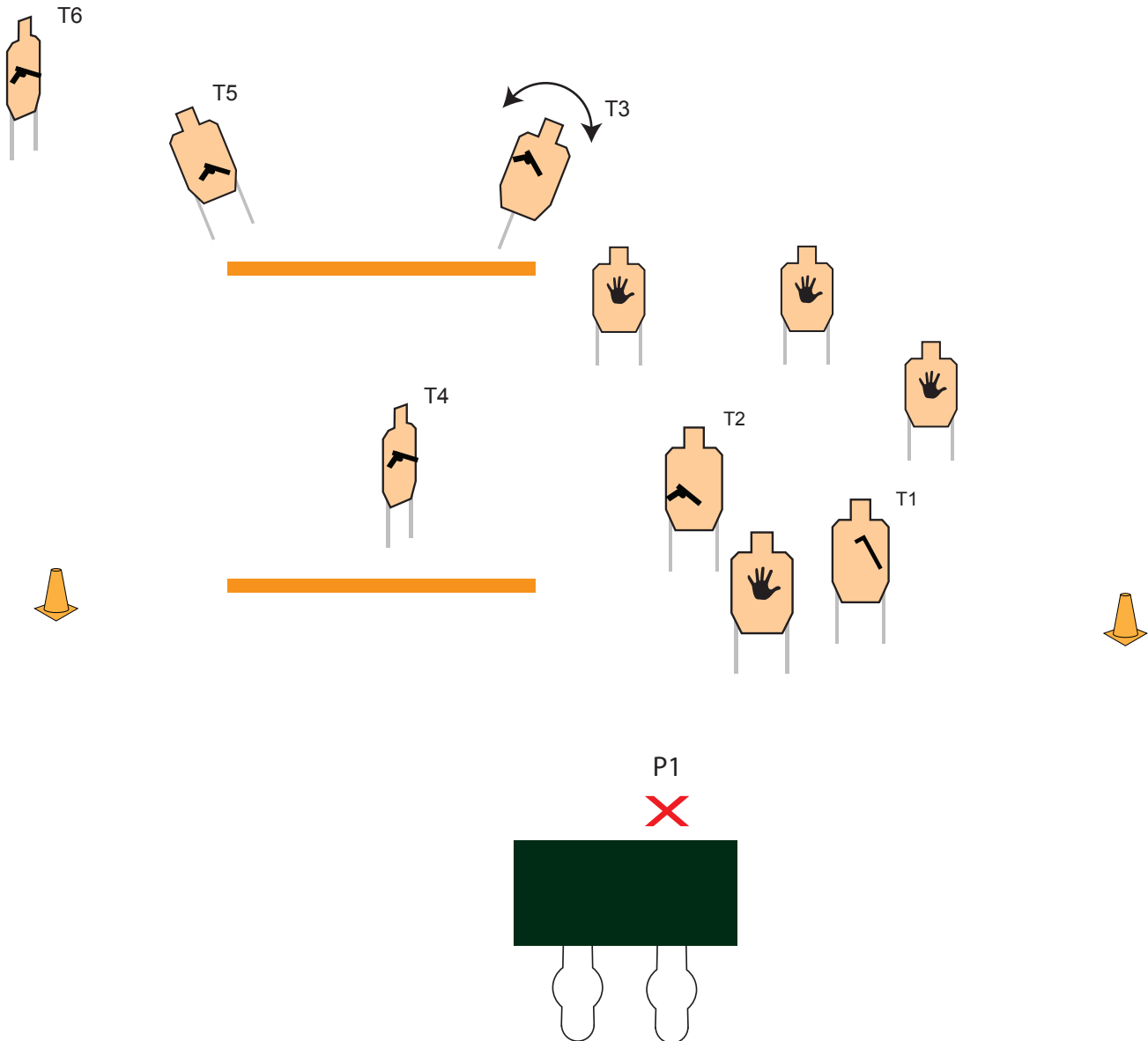
GUN READY CONDITION: Gun loaded to Division Capacity, Holstered.

SCENARIO: While attending a local eatery with 2 of you friends you forget to take a strategic seating position and have your back towards the doorway. Thugs bust in guns blazing, save your 2 friends and yourself.

STAGE PROCEDURE: Seated at P1 facing uprange. On signal knock down S1 and S2, turn downrange and draw. Engage T1 -T2 while moving to cover. Engage remaining targets from cover.

STRINGS:	1
SCORING:	Vickers, 12 round
TARGETS:	6 IDPA
SCORED HITS:	2 per paper
START-STOP:	Audible - Last shot
RULES:	Current IDPA Rulebook
COVER GARMENT:	YES

SO NOTES: Caution shooter of muzzle safety points on the draw. NO SHOOT will change on first array. Watch for shoot throughs. Procedural for each steel not knocked down.





Port Malabar Rifle & Pistol Club – IDPA
Stage 5 - Day with the Baby
 Course Designer: Jon Rhoades

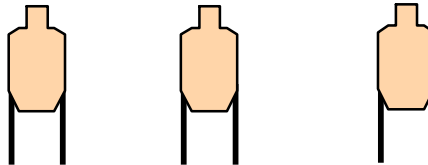


SCENARIO: You are at a public park seated at a picnic table with your new baby enjoying the FL Summer when a bullet screams by. You think that is weird and hear another one. You look up and see three bad guys shooting at you from 25 yards. You opt for your carry pistol over calling 911 and waiting for a response.

GUN READY CONDITION: Holstered Loaded to Division Capacity

STRINGS: 1
SCORING: 6 rounds min, Vickers
TARGETS: 3 threat
SCORED HITS: Best 2 per paper
START-STOP: Audible - Last shot
RULES: Current IDPA Rulebook
COVER GARMENT: Required

STAGE PROCEDURE: Sitting at picnic Table facing downrange on start signal engage threats.



Picnic Table



Bay 6

X



Port Malabar Rifle & Pistol Club – IDPA
Stage 6 – String 1
Day with the Baby
 Course Designer: Jon Rhoades

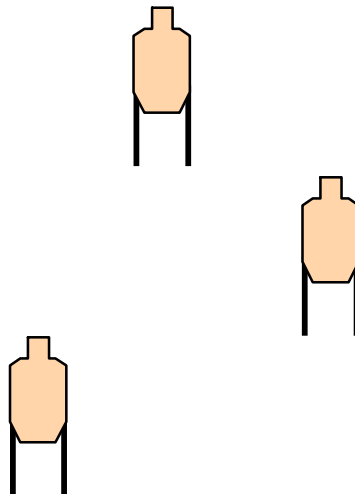


SCENARIO: After the whole park thing you decide to move your picnic to some secluded woods. You are holding your baby cradling her in your weak side arm looking at the strangely shaped leaves of the plants surrounding you when three armed guys start yelling at you one fires a shot. They don't like you having a picnic in their pot field.

GUN READY CONDITION: Holstered Loaded to Division Capacity

STRINGS: 1 of 2
SCORING: 6 rounds min, Vickers
TARGETS: 3 threat
SCORED HITS: Best 2 per paper
START-STOP: Audible - Last shot
RULES: Current IDPA Rulebook
COVER GARMENT: Required

STAGE PROCEDURE: Kneeling on the picnic blanket with both knees on the ground facing downrange since your inner MD voice says sitting on your butt would likely lead to sweeping yourself draw and engage targets in tactical priority. You can hold the baby gently and engage strong hand only or GENTLY place the baby on the blanket and engage freestyle. Procedural for rough handling of the baby. There is no acceptable position to hold baby and shoot with two hands.



Picnic Blanket



Bay 7



Port Malabar Rifle & Pistol Club – IDPA
Stage 6 – String 2
Day with the Baby
Course Designer: Jon Rhoades

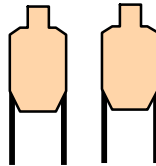


SCENARIO: You are certain that this baby is bad luck since you have had to defend yourself from 6 people so far today and it is only noon and the police are tiring from following you around and filling out the paper work. Like any good parent you kept the receipt for the baby and are heading to your car to take her back to the hospital for at least a partial refund or to trade up. You are carrying the baby cradled in your weak side arm when two armed carjackers threaten and approach you upset that you brought the police presence to their favorite grow field they want your car so they can get out of town.

GUN READY CONDITION: Holstered Loaded to Division Capacity

STRINGS: 2 of 2
SCORING: 4 rounds min, Vickers
TARGETS: 2 threat
SCORED HITS: Best 2 per paper
START-STOP: Audible - Last shot
RULES: Current IDPA Rulebook
COVER GARMENT: Required

STAGE PROCEDURE: Standing on the X facing downrange with the baby cradled in your weak side arm engage the threats strong hand only using tactical sequence. Baby must remain cradled. Procedural for dropping or rough handling baby.



X