

Port Malabar Rifle & Pistol Club – IDPA Stage 1 - Up Close and Personal

Course Designer: Matt Larson

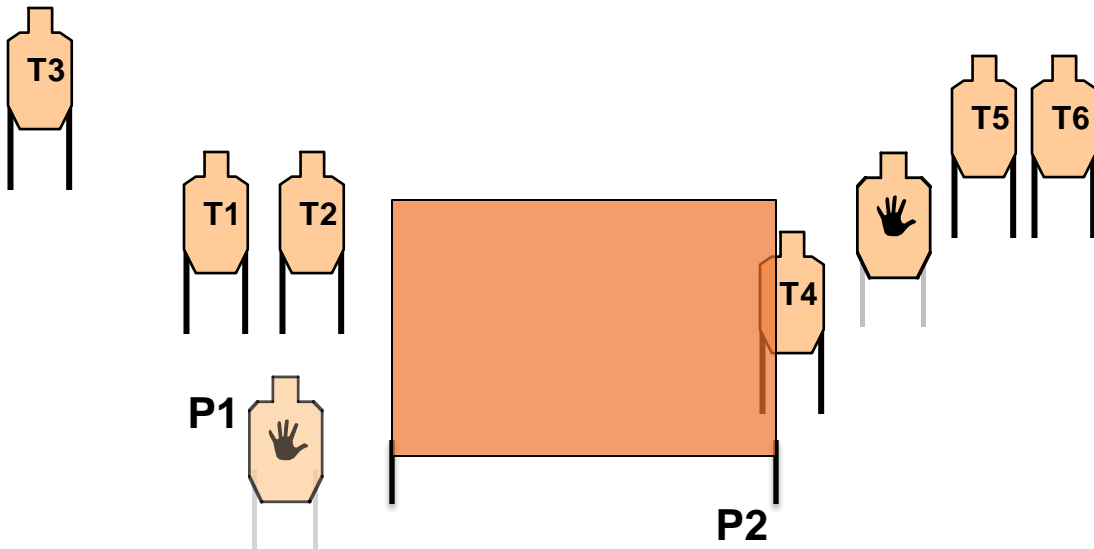


SCENARIO: You are engaging in conversation with a friend when you are accosted by several armed individuals. You must control your friends movements while engaging the closest assailants then move to cover to engage remaining threats.

START POSITION: Gun loaded to division capacity and holstered with concealment. Standing at P1 facing up range with hands at sides.


STRINGS: 1
SCORING: 12 rounds min, Vickers
TARGETS: 6 IDPA Paper
SCORED HITS: Best 2 per target
START-STOP: Audible - Last shot
RULES: Current IDPA Rulebook
CONCEALMENT: Required

STAGE PROCEDURE: At signal place off hand on friend, turn and engage T1 & T2 (off hand remains on friend). Engage T3 freestyle while retreating to cover from P1 then move to P2 to engage remaining targets.



P1 is directly in front of no shoot.

Bay 1



Port Malabar Rifle & Pistol Club – IDPA
Stage 2 - Drive By Madness
Course Designer: Adapted from Reuben Yau

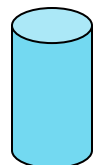
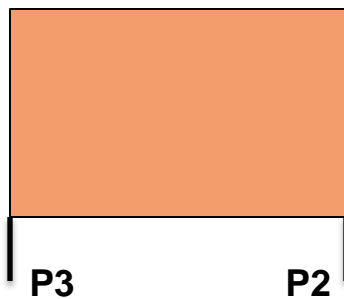
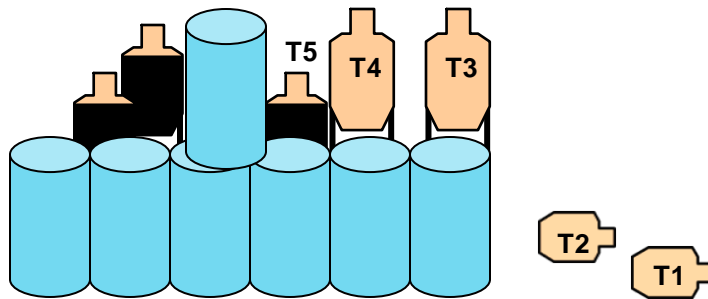


SCENARIO: You decided to clean your gun in back of your business before leaving work and while throwing away your rag you see a truck full of nasty looking characters come to a stop and release their dogs and pull guns


START POSITION: Standing at P1 with rag in hand. Gun on table empty with slide closed. One mag on table with remaining mags in pouch.

STRINGS: 1
SCORING: 14 rounds min, Vickers
TARGETS: 7 threat
SCORED HITS: Best 2 per target
START-STOP: Audible - Last shot
RULES: Current IDPA Rulebook
CONCEALMENT: Required

STAGE PROCEDURE: At signal, retrieve gun and mag then move to cover at P2 while engaging dogs (T1 & T2). Engage T3, T4 and T5 from P2 and remaining threats from P3 .



Bay 2



Port Malabar Rifle & Pistol Club – IDPA

Stage 3 - Sit Down Surprise

Course Designer: Adapted from Lance Biddle

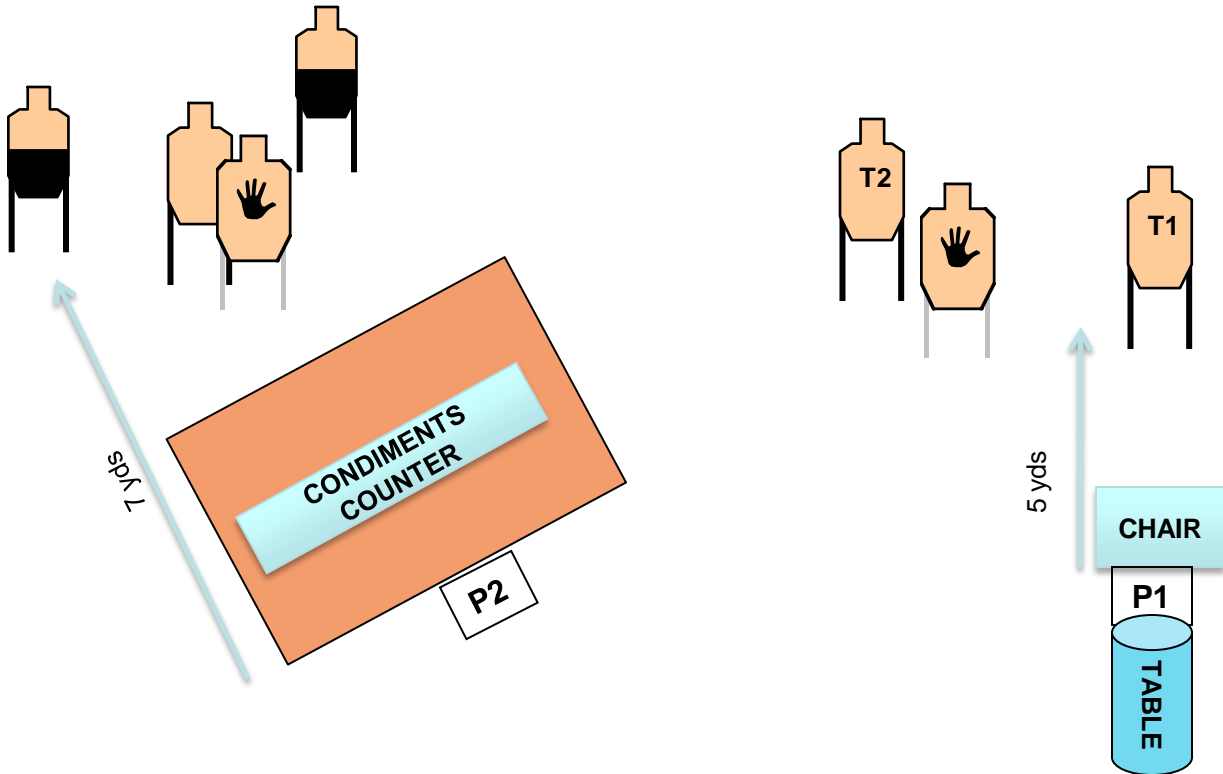


SCENARIO: You are seated at the Burger Emporium munching on your “Double Saturated Fat, Cheese and Bacon Cholesterol Supreme with Fries” when you hear a commotion behind you. You hear a shot as someone says “Just cap ‘em all”.


START POSITION: Seated at table with hands holding burger. Gun loaded to division capacity holstered.

STRINGS:	1
SCORING:	16 rounds min, Vickers
TARGETS:	5 threat, X non threat, X Steel
SCORED HITS:	Best 2 / 4 per target
START-STOP:	Audible - Last shot
RULES:	Current IDPA Rulebook
CONCEALMENT:	Required

STAGE PROCEDURE: At signal stand, turn downrange and engage T1 then move to cover at P2 while engaging T2 on the move. Engage remaining threats from P2 with 2 shots each from one side of cover then re-engage same threats strong hand only with two shots each from the opposite side.



Bay 3

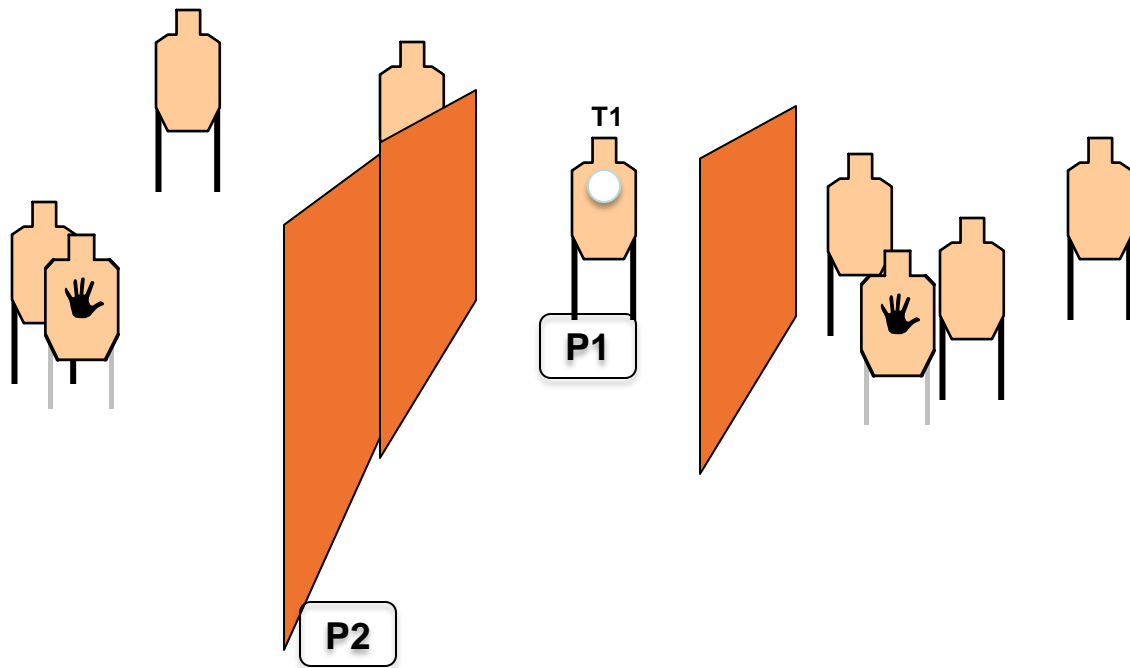


Port Malabar Rifle & Pistol Club – IDPA
Stage 4 - Walmart Ammo Madness
Course Designer: Adapted from Reuben Yau




SCENARIO: Word is out that the local Walmart has just stocked up on ammo. You rush to the store and and get your ammo then are confronted by a gang intent on taking all the ammo including yours.

START POSITION: Gun loaded to division capacity, standing at P1 with hands holding bag of ammo in weak hand.	STRINGS: 1 SCORING: 15 rounds min, Vickers TARGETS: 7 IDPA, 2 non threat SCORED HITS: Best 2 per target (3 for T1) START-STOP: Audible - Last shot RULES: Current IDPA Rulebook CONCEALMENT: Required
STAGE PROCEDURE: At start signal, engage T1 with three (3) shots from retention while holding bag then drop bag and retreat to P2 engaging remaining threat targets in tactical priority with two shots each.	



WATCH YOUR 180 WHEN RETREATING



Port Malabar Rifle & Pistol Club – IDPA Stage 5 - Four-square Failure Fun

Course Designer: Joaquin Torres



GUN READY CONDITION: Holstered and loaded to division capacity.

STAGE PROCEDURE: Shooter begins each string facing direction indicated for that string. At buzzer, face targets, draw, and engage T1 and T2 each with 2 shots to the body and 1 to the head. Shooter must remain in the designated shooting box for each string.

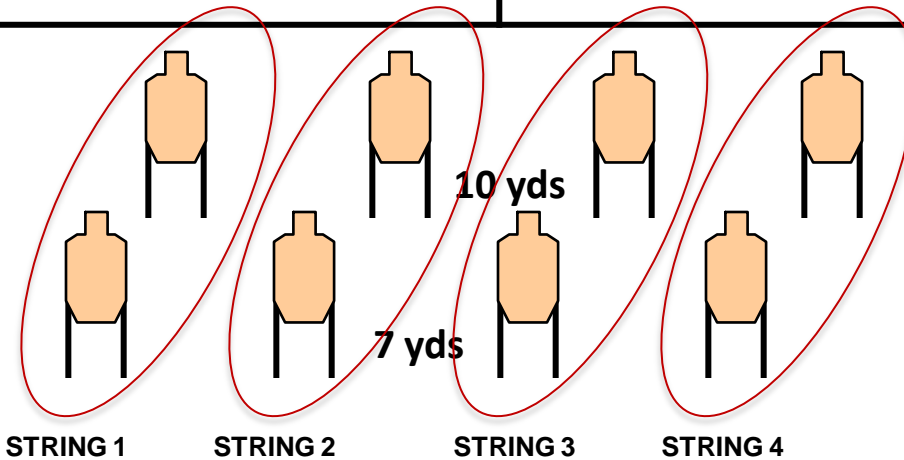
String 1: Face downrange

String 2: Face right.


String 3: Face uprange

String 4: Face left

STRINGS: 4
SCORING: 24 rounds, Limited Vickers
TARGETS: 8 threat
SCORED HITS: 2 body, 1 head per paper
START-STOP: Audible - Last shot
RULES: Current IDPA Rulebook
COVER GARMENT: Not Required



If you don't have four mags then ask someone to help by reloading your first mag for use in string 4. Bring enough ammo to the line.



Bay 5