



Port Malabar Rifle & Pistol Club – IDPA

### STAGE 1 - Walk in the Park

Course Designer: Damon Wilson

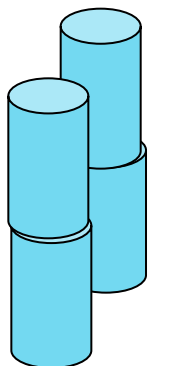
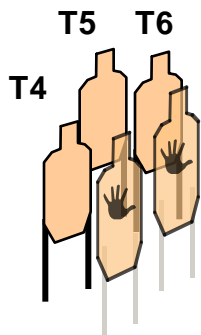
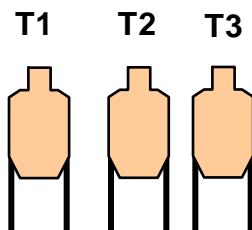


**SCENARIO:** You and your significant other are walking in the park one afternoon. You are approached by three thugs. Your wife turns around to take off and as a good husband you grab her by the belt and use your body as protection until she finds cover.

**START POSITION:** Standing at line with hands relaxed at sides and gun loaded to IDPA division capacity holstered under concealment.

|                       |                                 |
|-----------------------|---------------------------------|
| <b>STRINGS:</b>       | 1                               |
| <b>SCORING:</b>       | 18 rounds min, Vickers          |
| <b>TARGETS:</b>       | 9 threat, 4 non threat, 0 Steel |
| <b>SCORED HITS:</b>   | Best 2 per paper                |
| <b>START-STOP:</b>    | Audible - Last shot             |
| <b>RULES:</b>         | Current IDPA Rulebook           |
| <b>COVER GARMENT:</b> | Required                        |

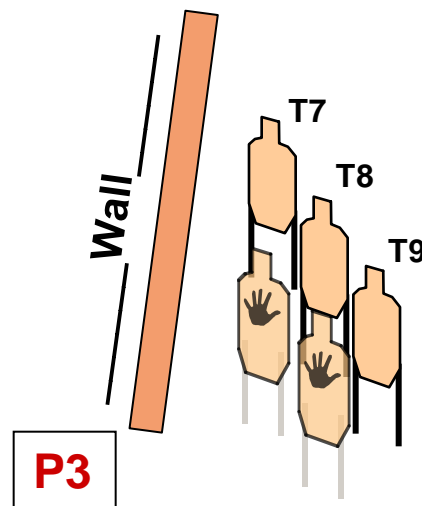
**STAGE PROCEDURE:** Walk toward P1(Buzzer will sound at P1). Engage T1-T3 with one hand behind back while retreating . Engage remaining threats using tactical priority from P2 and P3 (P2 and P3 can be interchanged).



**P2**

**P1**

----- Start -----



Bay 1



# STAGE 2 - Super Flea

Course Designer: Kevin Luke



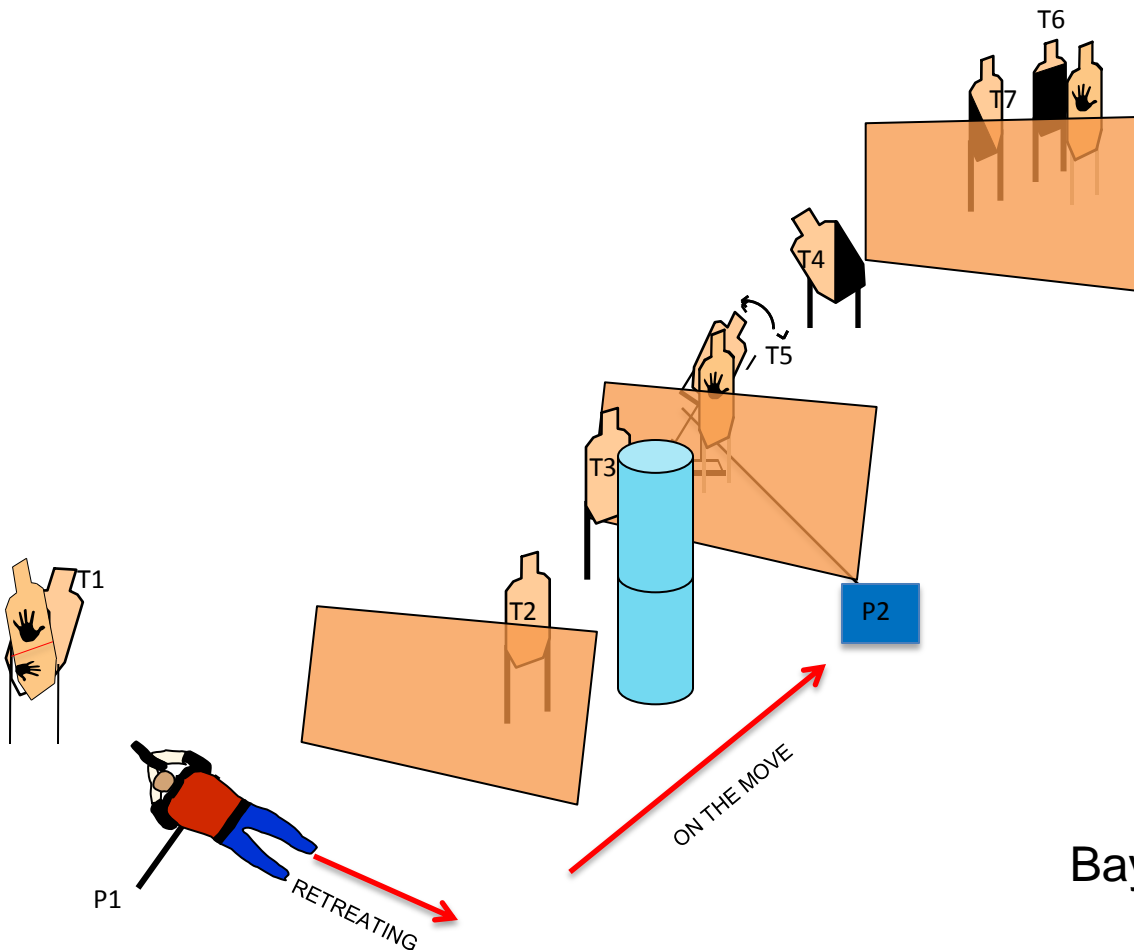
**SCENARIO:** You're shopping at the Super Flea market checking out the booths. A bad guy pops up using a pregnant lady as a shield. As you retreat, you see that other guys are behind the booths as well. You're going to have to shoot your way out.

**START POSITION:** Loaded to division capacity, holstered with both hands holding bag standing at P1

**STRINGS:** 1  
**SCORING:** 14 rounds min, Vickers  
**TARGETS:** 7 threat, 4 non threat,  
**SCORED HITS:** 2 per paper  
**START-STOP:** Audible - Last shot  
**RULES:** Current IDPA Rulebook  
**CONCEALMENT:** Required

**STAGE PROCEDURE:** Drop bag and engage T1 while retreating. Advance to P2 while engaging T2-T3 on the move. Engage remaining threats using tactical priority and cover.

**Note:** Hits below the lower half of pregnant lady will result in 2 no shoot hits.



Bay 2



# STAGE 3

## Wine Shop Madness (2010 FL State Match)

Course Designer: Dave Chandler & John Grubb


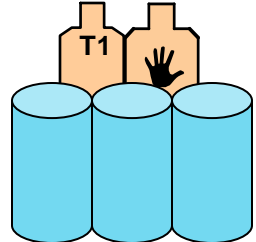
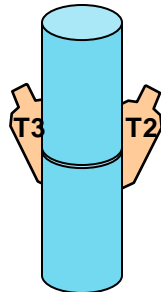
**SCENARIO:** You stop into Morty’s Wine Shop to use his restroom. You are returning to the store when a shot rings out. Four punks are robbing the store. One has already fired a shot and just pulled the hammer back on a .44 ..... he won’t miss this time. You must save Morty!

**START POSITION:** P1 facing berm perpendicular to downrange. Gun loaded to division capacity, holstered with concealment. Hands relaxed at sides.

|                       |                                 |
|-----------------------|---------------------------------|
| <b>STRINGS:</b>       | 1                               |
| <b>SCORING:</b>       | 12 rounds min, Vickers          |
| <b>TARGETS:</b>       | 4 threat, 1 non threat, 0 Steel |
| <b>SCORED HITS:</b>   | Best 3 per target               |
| <b>START-STOP:</b>    | Audible - Last shot             |
| <b>RULES:</b>         | Current IDPA Rulebook           |
| <b>COVER GARMENT:</b> | Required                        |

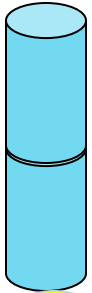
**STAGE PROCEDURE:** Turn downrange, draw move to P2 to engage T1 using cover (T1 can be neutralized with one head shot). Engage remaining targets using tactical priority with three shots each. No targets may be re-engaged after leaving cover.

All targets require three hits but T1 can be neutralized with one head shot.



### 2010 FL State Match Stage Winners

- SSP – 10.61 John Veltri
- ESP – 9.84 Brad McCulloch
- CDP - 13.28 Scott Penner
- ESR – 12.64 Gary Cuttitta
- SSR - 14.87 Cliff Walsh





Port Malabar Rifle & Pistol Club – IDPA  
STAGE 4  
Wine Shop Alley (2010 FL State Match)  
Course Designer: John Grubb

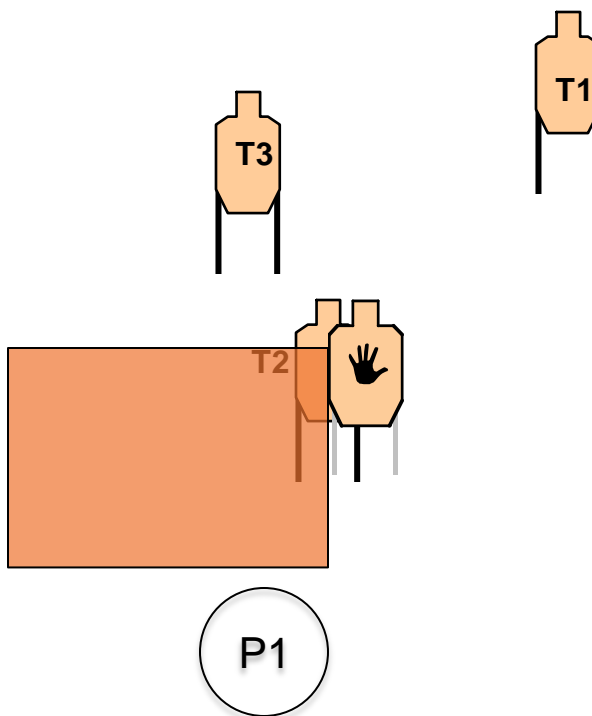


**SCENARIO:** You are leaving Morty's to await the police and EMT's for Morty when you are accosted by more BG's coming to the aid of buddies and they're dragging an innocent bystander for cover.

**START POSITION:** Start at P1 facing wall with gun loaded to division capacity and holstered with hands relaxed at sides.

**STRINGS:** 1  
**SCORING:** 6 rounds min, Vickers  
**TARGETS:** 3 threat, 1 non threat, 0 Steel  
**SCORED HITS:** Best 2 per paper  
**START-STOP:** Audible - Last shot  
**RULES:** Current IDPA Rulebook  
**CONCEALMENT:** Required

**STAGE PROCEDURE:** Engage threats in tactical priority with 2 rounds each.





Port Malabar Rifle & Pistol Club – IDPA  
**STAGE 5 - Bad Deal (FL State)**

Course Designer: Mark Brannan

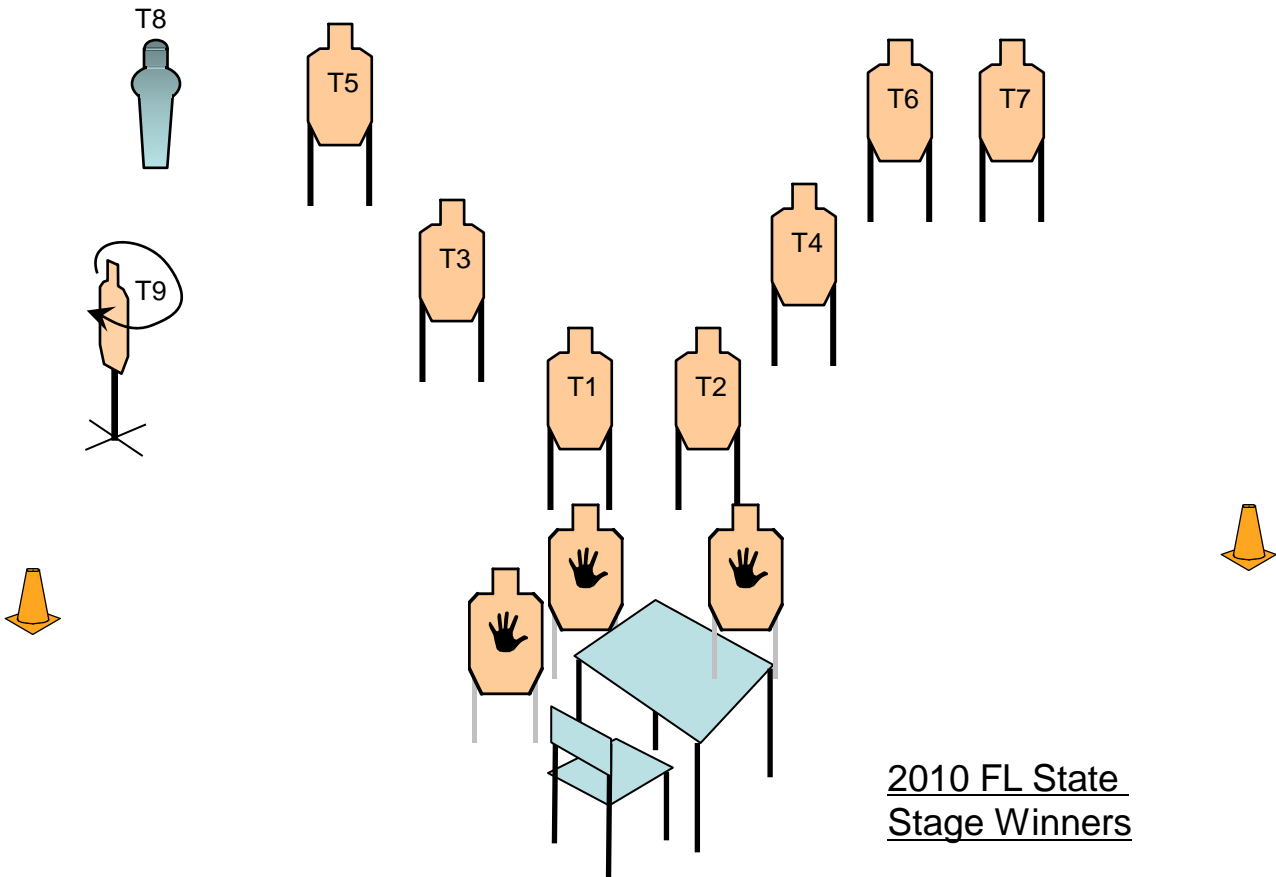


**SCENARIO:** You are playing cards at the Hard Knocks café when unwanted players decide to get in the game.

**START POSITION:** Start seated with cards held above the table in both hands. Gun loaded to division capacity with concealment.

**STRINGS:** 1  
**SCORING:** 17 rounds min, Vickers  
**TARGETS:** 8 threat, 3 non threat, 1 Steel  
**SCORED HITS:** Best 2 per paper  
**START-STOP:** Audible - Last shot  
**RULES:** Current IDPA Rulebook  
**COVER GARMENT:** Required

**STAGE PROCEDURE:** Upon start signal engage targets with two rounds each. T1 and T2 must be engaged first then remaining targets may be engaged in any order. All shots must be fired while seated in the chair.



2010 FL State  
Stage Winners

- SSP 10.01 Andy Zavalla
- ESP 10.82 Keith Dilworth
- CDP 15.04 Pat Elmore
- ESR 12.55 Gary Cuttitta
- SSR 16.69 Cliff Walsh



Port Malabar Rifle & Pistol Club – IDPA

# STAGE 6 - One Hand Drill

Course Designer: Lincoln Salvador



## SCENARIO: Limited Vickers Drill

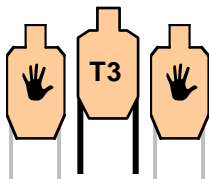
**START POSITION:** Standing with hands relaxed at sides at P1

**STRINGS:** 2  
**SCORING:** 12 rounds min, **LIMITED** Vickers  
**TARGETS:** 4 threat, 2 non threat, 0 Steel  
**SCORED HITS:** Best 4 per target  
**START-STOP:** Audible - Last shot  
**RULES:** Current IDPA Rulebook  
**COVER GARMENT:** **NOT** Required

### STAGE PROCEDURE:

**String 1:** At the signal, draw and engage T1 through T4 in **TACTICAL PRIORITY AND TACTICAL SEQUENCE** using strong hand only.

**String 2:** At the signal, draw and engage T1 through T4 in **TACTICAL PRIORITY AND TACTICAL SEQUENCE** using weak hand only. (Draw with strong hand and transfer gun to weak hand)



## LIMITED VICKERS



Start Box

Bay 5



Port Malabar Rifle & Pistol Club – IDPA

### STAGE 7 - Bank Deposit

Course Designer: Randy Milan-Williams

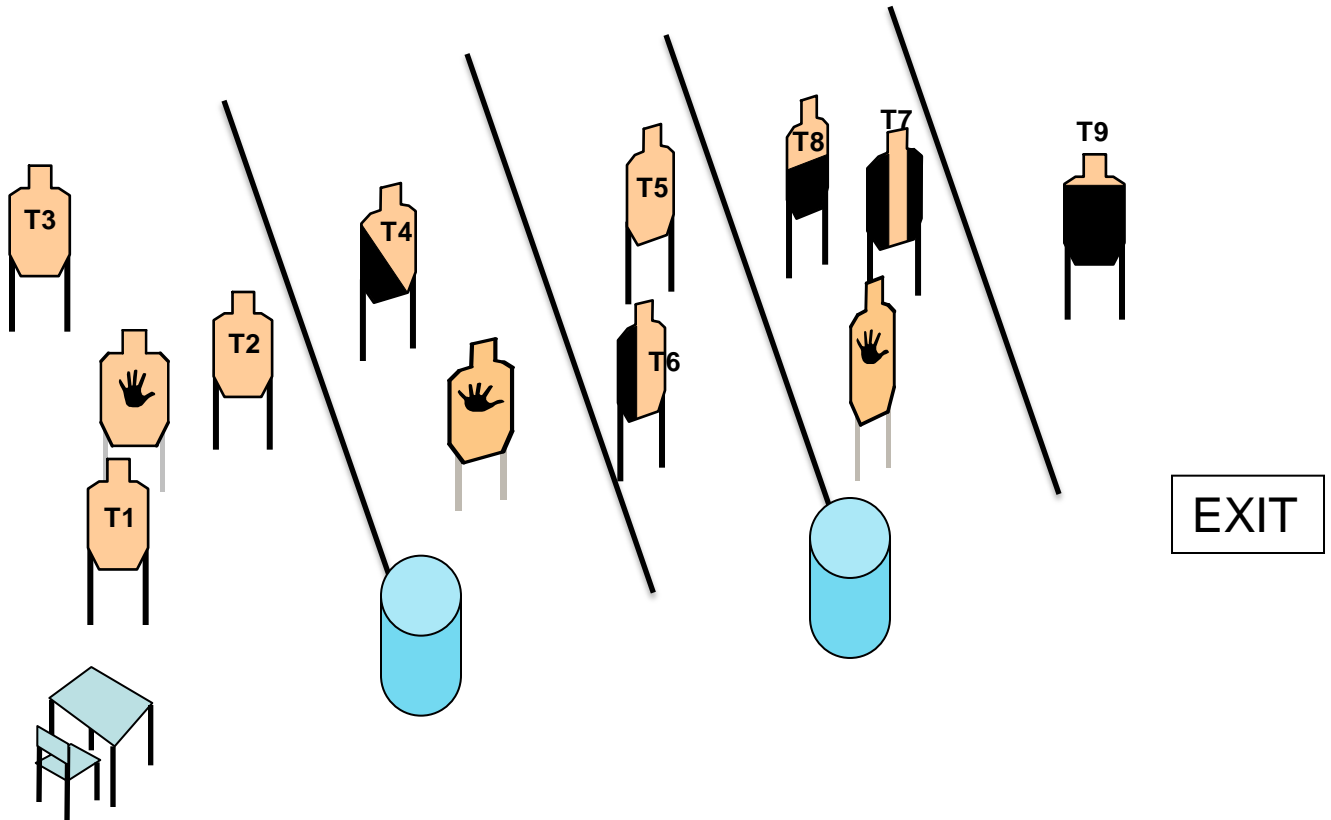


**SCENARIO:** You're at work, preparing the nightly deposit, when an armed gang storms the store looking for extra food stamps. Seek the safety of the exit engaging targets along the way.

**START POSITION:** Seated at table with hands holding money bag. Gun loaded to division capacity, holstered and concealed.

**STAGE PROCEDURE:** Engage all targets using tactical priority. The table is not cover. You may sit stand or move to cover while engaging T1-3. You must carry the money bag in one hand while shooting.

|                       |                                 |
|-----------------------|---------------------------------|
| <b>STRINGS:</b>       | 1                               |
| <b>SCORING:</b>       | 18 rounds min, Vickers          |
| <b>TARGETS:</b>       | 9 threat, 3 non threat, 0 Steel |
| <b>SCORED HITS:</b>   | Best 2 per paper-               |
| <b>START-STOP:</b>    | Audible - Last shot             |
| <b>RULES:</b>         | Current IDPA Rulebook           |
| <b>COVER GARMENT:</b> | Required                        |





Port Malabar Rifle & Pistol Club – IDPA  
**Lightning Strikes... Twice**  
 Course Designer: Thomas Kelly



**START POSITIONS:**

**STRING 1:** Both hands on steering wheel @ 10 & 2 o' clock.

**STRING 2:** Weak hand on car door.

**STRING 1:**

While seated in truck (**P1**), at signal, engage T1 *then* T2.

Exit truck (**P2**) and SCAN area for more threats. Not seeing any, perform reload to top off weapon. With weapon in high retention, place weak hand on door ready to close it.

**STRING 2:**

At signal, slam door closed (**P2**). This will pull down barrel exposing T3. Engage while retreating to rear of truck (**P3**). While *MOVING* engage T4. From **LOW COVER (P3)** engage T5-T6 in Tactical Priority.

**SCORING:**

12 rounds min, Vickers

**TARGETS:**

6 threat

**SCORED HITS:**

Best 2 per paper

**START-STOP:**

Audible - Last shots

**RULES:**

Current IDPA Rulebook

**COVER GARMENT:**

Required

**PENALTY:**

Not shooting T4 on the move!

**NOTES:**

SO will give STRING 1 time as shooter transitions out of vehicle to P2 and preps for STRING 2.

