

Port Malabar Rifle & Pistol Club – IDPA
HURRICANE HAPPENSTANCE
 Course Designer: 2011 POSTAL MATCH STATE 1

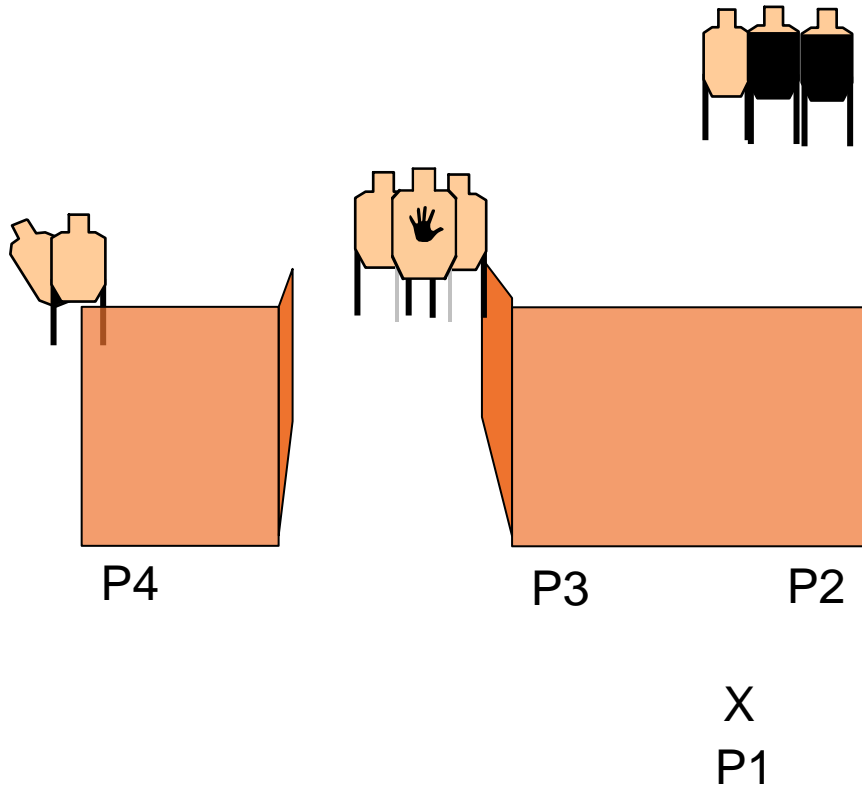


SCENARIO: You are working security in a hurricane shelter when you hear a scream from the hallway!


GUN READY and START POSITION: Loaded to division capacity and holstered. Standing at P1 with toes on X holding newspaper / magazine in both hands.

STRINGS: 1
SCORING: 14 rounds min, Vickers
TARGETS: 7 threat, 1 non threat, 0 steel
SCORED HITS: Best 2 per paper
START-STOP: Audible - Last shot
RULES: Current IDPA Rulebook
COVER GARMENT: Required

STAGE PROCEDURE: At start signal, engage T1-T7 in Tactical Priority (slice the pie) with two rounds each from positions of cover shown.



BAY 1



Port Malabar Rifle & Pistol Club – IDPA

Two Points of Cover

Course Designer: Randy

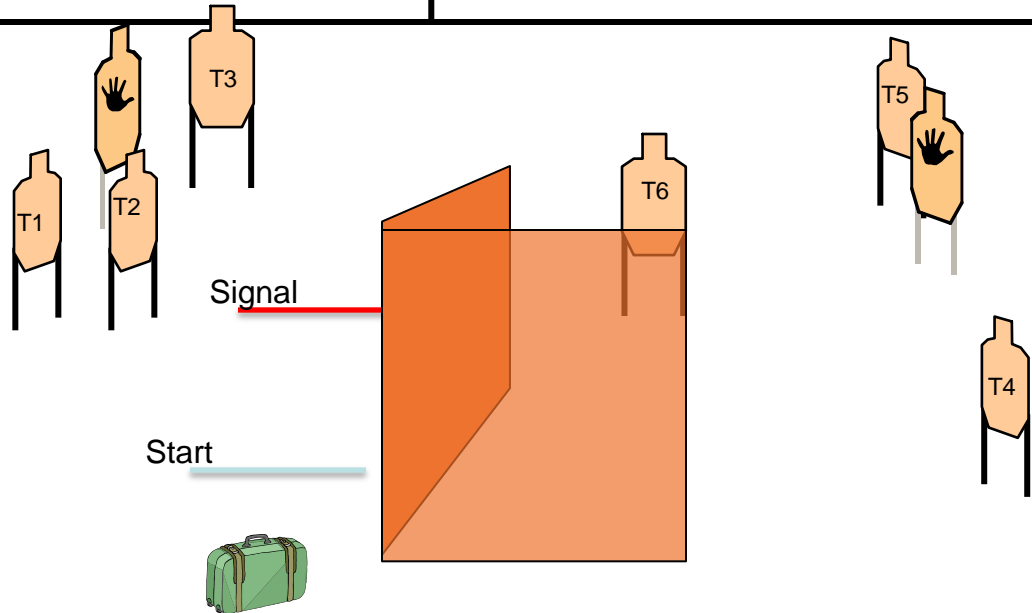


SCENARIO: You are walking from the grocery store, taking the short cut through the back alleyways when you are confronted by a group of thugs demanding your wallet and groceries. Retreat and defend.


START POSITION: Loaded to division cap and holstered. Publix bag slung on shoulder of strong side. Facing downrange, toes on start line, begin walking. Signal will sound when shooter touches *signal* line.

STRINGS: 1
SCORING: 12 rounds min, Vickers
TARGETS: 6 threat, 2 non threat, 0 Steel
SCORED HITS: Best 2 per target
START-STOP: Audible - Last shot
RULES: Current IDPA Rulebook
CONCEALMENT: Required

STAGE PROCEDURE: On signal engage T1- T3 in *Tactical sequence* while *retreating*. Engage all other targets from cover. Bag must be carried throughout stage.



BAY 2



Port Malabar Rifle & Pistol Club – IDPA
POSTAL MATCH STANDARDS
 Course Designer: 2011 POSTAL MATCH STAGE 3



SCENARIO: THIS IS A TEST OF RELEVANT SELF DEFENSE SKILLS

GUN READY and START POSITION: Loaded to division capacity, holstered or otherwise noted facing downrange.

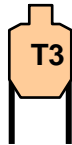
STRINGS: 3
SCORING: 20 rounds LIMITED Vickers
TARGETS: 4 threat, 0 non threat, 0 steel
SCORED HITS: Best 5 per paper
START-STOP: Audible - Last shot
RULES: Current IDPA Rulebook
COVER GARMENT: Required

STAGE PROCEDURE:

STRING 1 – Holstered, hands at sides, at signal draw and engage T1-T4 with one shot each in Tactical Priority, perform reload with retention then engage T1-T4 with one shot each. (8 rounds)

STRING 2 – gun in WEAK hand pointed at X. At signal engage T1-T2 with 2 shots to the body and 1 shot to the head. (6 rounds)

STRING 3 – gun in STRONG hand pointed at X. Engage T3 – T4 with 2 shots to the body and 1 shot to the head. (6 rounds)




LIMITED VICKERS

X

P1

BAY 4



Port Malabar Rifle & Pistol Club – IDPA

Truck's Broke

Course Designer: Moscow IDPA

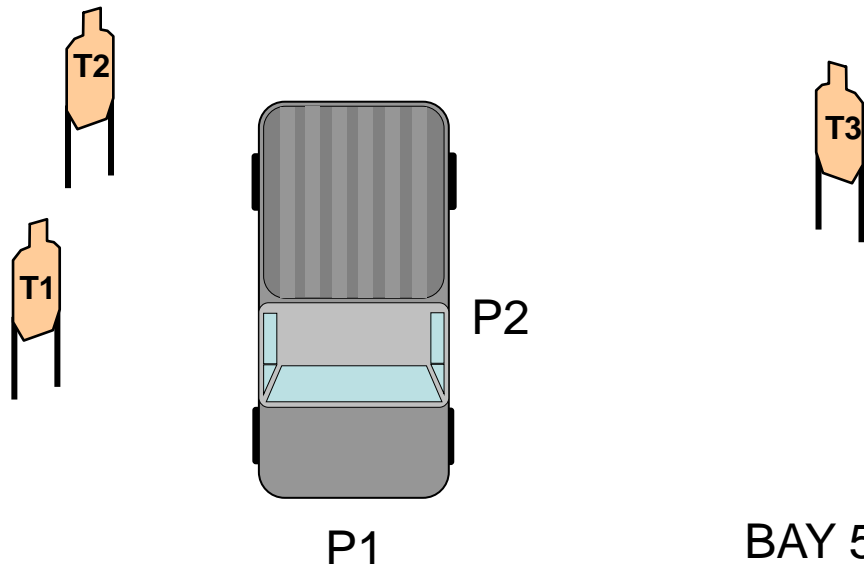
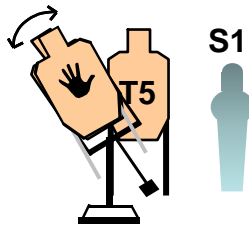



SCENARIO: You are under the hood of your new truck trying to figure why it's so dirty and rusty when you are set upon by a gang

GUN READY CONDITION: Loaded to division capacity, holstered and concealed.

STRINGS: 1
SCORING: 11 rounds min, Vickers
TARGETS: 5 threat, 1 non threat, 1 Steel
SCORED HITS: Best 2, Steel must fall
START-STOP: Audible - Last shot
RULES: Current IDPA Rulebook
COVER GARMENT: Required

STAGE PROCEDURE: Start at P1 with both hands on top of radiator support. Engage targets in tactical priority (T2 & T3 are equal distance). S1 & T5 must be engaged from P2.





Port Malabar Rifle & Pistol Club – IDPA
COMMOTION IN THE CABIN
 Course Designer: 2011 POSTAL MATCH STAGE 2

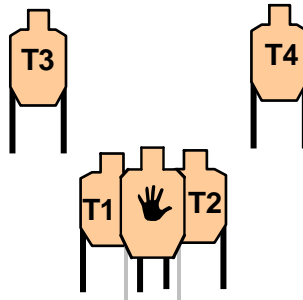


SCENARIO: You are an armed LEO aboard a commercial flight when you hear a commotion behind you. The hijackers have knives and are shouting about a bomb. Your task is to neutralize them before they detonate the bomb.

GUN READY and START POSITION: Gun loaded to division capacity and holstered. Start seated facing uprange at P1 (left or right)

STRINGS: 1
SCORING: 8 rounds min, Vickers
TARGETS: 4 threat, 1 non threat, 0 steel
SCORED HITS: Best 2 per paper
START-STOP: Audible - Last shot
RULES: Current IDPA Rulebook
COVER GARMENT: Required

STAGE PROCEDURE: At the signal, stand, turn then draw and engage T1-T4 with 2 rounds each in tactical priority (near to far). You must shoot from between the chairs. Do not advance. Walls represent the curtains separating cabins. No requirement to shoot from cover




BARRICADE

BARRICADE

P1

P1

BAY 6 LEFT



Port Malabar Rifle & Pistol Club – IDPA
BAD DAY FOR A PICNIC
Course Designer: 2011 POSTAL MATCH STAGE 4

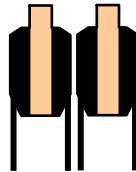


SCENARIO: You are enjoying a picnic on the beach when a flash mob erupts. Your handgun does not go with your Speedo so you have it concealed in a box. Save the day!

GUN READY and START POSITION: Gun starts loaded in the box. Start kneeling on mat, pad or carpet with hands in surrender position. Reloads can be placed to the side under a towel.

STRINGS: 1
SCORING: 6 rounds min, Vickers
TARGETS: 3 threat, 0 non threat, 0 steel
SCORED HITS: Best 2 per paper
START-STOP: Audible - Last shot
RULES: Current IDPA Rulebook
COVER GARMENT: Required

STAGE PROCEDURE: At signal engage T1 – T3 with 2 shots each using tactical priority near to far.




IDPA BOX

X

P1

BAY 6 RIGHT



Port Malabar Rifle & Pistol Club – IDPA
Ducks in a Row
Course Designer: Randy



SCENARIO: No one can hide

START POSITION: Gun loaded to division capacity, concealed and holstered. Hands resting at sides, standing on 'X'. Shooter must remain at start position during the entire string.

STRINGS: 1
SCORING: 12 rounds min, Vickers
TARGETS: 4 threat, 0 non threat, 4 Steel
SCORED HITS: Best 2, Steel must fall
START-STOP: Audible - Last shot
RULES: Current IDPA Rulebook
CONCEALMENT: Required

STAGE PROCEDURE: On signal draw and engage targets near to far alternating steel and paper targets.

