

Port Malabar Rifle & Pistol Club – IDPA
Stage 1 String 1 - Black Rifle Down
Course Designer: Thomas Kelly



SCENARIO:

You're full bore into a dynamic entry when your primary weapon chokes. You immediately transition to your secondary weapon to dispatch the hostile enemies.

GUN READY CONDITION:

Mock rifle slinged, shouldered & pointing at T1.
Secondary weapon loaded in holster.

STAGE PROCEDURE:

Advance on T1. Upon start signal, transition to handgun & engage targets as required to score with 2 rounds Minimum. Use of cover is required

SCORING:

10 rounds min, Vickers

TARGETS:

5 threat, 2 non-threat

SCORED HITS:

Best 2 per paper

START-STOP:


Audible - Last shot


RULES:

Current IDPA Rulebook

COVER GARMENT:

Not Required





**Port Malabar Rifle & Pistol Club – IDPA
Stage 1 String 2 - Pizza Delivery
Course Designer: Thomas Kelly**




SCENARIO: Following your dynamic entry and in these hard times you've taken on a second job to help pay for your action shooting supplies. You're dropping off some pies in a not so nice part of town. Your patrons want more than extra cheese!


GUN READY CONDITION:
Loaded gun in holster.

STAGE PROCEDURE:
Upon start signal, throw pizzas at threat in door.
RETREAT and engage targets as required to score with a Minimum of 3 rounds each *ON THE MOVE!*

SCORING: 6 rounds min, Vickers
TARGETS: 2 threat
SCORED HITS: Best 3 per paper
START-STOP: Audible - Last shot
RULES: Current IDPA Rulebook
COVER GARMENT: Required
PENALTY: Not shooting on the move



MOVE!!!



Port Malabar Rifle & Pistol Club – IDPA
Stage 6 - Evening Walk
Course Designer: Lin E. BGSL, KY adapted by SDJ



SCENARIO: You are out for your evening walk when you come upon a gang of punks annoying two neighborhood children. When you yell at them they let loose their pit bull and pull handguns pointing at you. Stop the dog attack and take cover behind the tree to defend yourself.

GUN READY CONDITION: Loaded to division capacity.

STRINGS: 1
SCORING: 14 rounds min, Vickers
TARGETS: 8 threat, 2 non threat, 2 Steel
SCORED HITS: Best 2 per paper, steel must fall
START-STOP: Audible - Last shot
RULES: Current IDPA Rulebook
COVER GARMENT: Required

STAGE PROCEDURE: On signal, engage D1-D3 with 1 round each FAR to NEAR (dog charging). Move to cover and engage remaining targets from behind cover at P2 (white plates only) in tactical priority. S1 & S2 must be neutralized before moving on. S2 will eventually disappear and will not incur a FTN.

NOTE: Black plates are for weight only. Do not shoot black plates.

